

This home can

save your life.



Ask for home fire sprinklers.



Fire is fast. Would you have time to escape a home fire?

Did you know a house fire can become deadly in as little as two minutes? Fires burn quickly and are more deadly today because of what we have in our homes. Our furniture and belongings are made of plastics and synthetics that make fires burn faster – and they produce deadly smoke. Common unprotected lightweight building materials, flooring and open designs can cause fires to spread quickly.

If you woke up to the sound of a smoke alarm, would you have enough time to escape? If there were small children, older adults or people with disabilities, could they get out on their own?

Home fire sprinklers control a fire, so everyone can escape.

Only the sprinkler closest to the fire activates. That stops the fire and deadly smoke from spreading. Fire sprinklers work automatically and immediately. It's like having a firefighter on duty 24 hours a day.



In a home fire
you have less than
2 minutes to escape.



A fire sprinkler can
control a fire in
1½ minutes or less.

WITH FIRE SPRINKLERS


WITHOUT FIRE SPRINKLERS

1½ minutes
or less

Deadly Heat,
Flames & Smoke
Are Controlled

Smoke
Alarm
Activates

Fire
Sprinkler
Activates



DETECTION
OF FIRE

2-3 minutes

Without Fire
Sprinklers,
Odds of
Escaping
Decrease
Significantly

911

REPORT
OF FIRE

3-5 minutes

No One Survives
Flashover

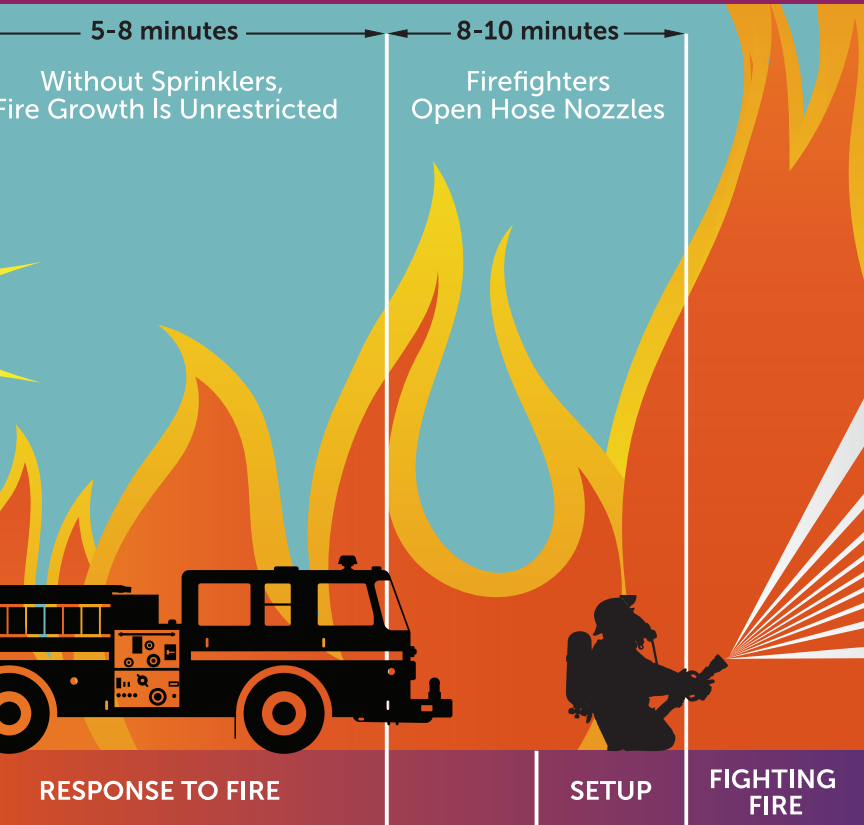
FLASHOVER

DISPATCH

With Fire Sprinklers

- Sprinkler closest to the fire activates
- Water controls the fire, heat and smoke
- Residents have time to safely escape
- Damage is limited

Fire sprinklers work so fast they often put out a fire before the fire department arrives.



Without Fire Sprinklers

- Uncontrolled flames grow
- Flames, heat and gases spread
- Flashover may occur: igniting everything
- In two minutes or less, the fire becomes deadly

Sprinklers protect residents and firefighters.
Sprinklers use far less water than fire department hoses.


Simple technology. Life-saving protection.

The home fire sprinkler contractor will customize the system design and layout. That ensures enough coverage for all living spaces.

In most cases, the sprinklers are connected to the household water. In some areas, they can connect to a well or a storage tank. If so, a pump may be needed.

The sprinklers are put on piping before framing is completed. Usually, this piping is strong, noncombustible plastic pipe known as CPVC or PEX. Just like plumbing systems, the sprinkler piping is hidden behind walls and ceilings.

There are several types of fire sprinklers made just for homes. They easily blend into walls or ceilings. The contractor can hide sprinklers behind flat plates. Some sprinkler companies offer custom painting.



Pendent Sprinkler

Sidewall Sprinkler

Concealed Sprinkler

*Concealed Sidewall
Sprinkler*



Each sprinkler protects an area below, and when heated by fire, activates.

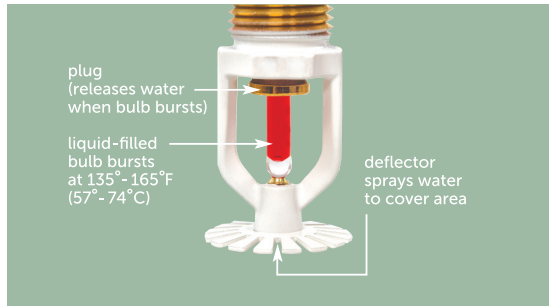
How home fire sprinklers work.

Each sprinkler has its own temperature-sensitive part. This holds back the water. If a fire starts, the high heat from it causes that part to break open. The sprinkler closest to the fire will open when the temperature reaches between 135°-165°F (57°-74°C). Water will flow from the sprinkler.

In the vast majority of fires in sprinklered homes, just one sprinkler operates. The sprinkler controls the fire.

You may have seen movies where all the sprinklers flowed water at once. In real life, they don't work that way. Smoke alarms cannot cause sprinklers to activate – neither can smoke, cooking vapors or steam.

Only the sprinkler closest to the fire activates, not the entire system.



Only the sprinkler closest to the fire will activate, spraying water directly on the fire.

Since I have smoke alarms, why do I need fire sprinklers?

Every home must have working smoke alarms. But remember, they can only detect smoke. To survive a fire, you must be able to quickly escape. You need fire sprinklers because they detect AND control or put out the fire. That gives you time to safely escape. The best protection from fire is having working smoke alarms on every level, fire sprinklers, and a fire escape plan that you practice.

What about fire sprinkler water damage?

There is far less damage in a home fire with sprinklers than in an unsprinklered home fire. Sprinklers act fast, controlling the fire. Without sprinklers, fire, heat, smoke and the water from high-pressure fire department hoses cause greater damage. With sprinklers, water flow is 10-26 gallons of water per minute, about 1/10th of fire hoses.



Will my sprinklers freeze in the winter?

Sprinklers can be installed in any region or climate



Freezing is not a problem with proper installation. The national sprinkler standard provides guidance for proper installation in cold regions. That includes using appropriate

additional insulation and installing fire sprinklers inside interior walls.

Today's homeowners are safety conscious. We want to protect our families and pets and secure our investment. That's why 74% of homeowners say they are more likely to buy a home with fire sprinklers.*

Home fire sprinklers are affordable!

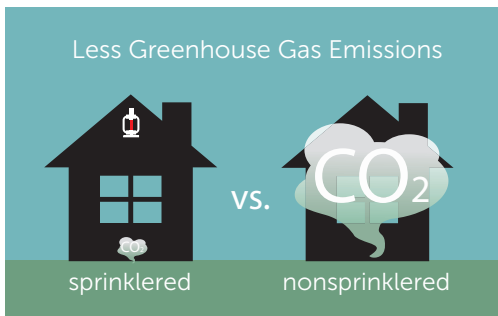
As demand has grown, the cost to install home fire sprinklers has dropped. Nationally on average, the cost to install sprinklers is \$1.35 per sprinklered square foot.**

Homes protected by fire sprinklers qualify for valuable discounts on most homeowner insurance premiums. Discounts vary by company and by state, so shop around to find the best discount in your area.

Home fire sprinklers are good for the environment.

A study*** on the environmental impact of fires showed home fire sprinklers can:

- Reduce greenhouse gas emissions by 98%
- Reduce fire damage by up to 97%
- Reduce water usage to fight a home fire by as much as 91%
- Reduce water pollution



Maintenance is a snap.

Home fire sprinklers require very little maintenance. A water flow test should be conducted at least twice a year. It's a simple test that can be done by the homeowner or a fire sprinkler contractor.

Check occasionally to make sure the water valve is turned on. (Keeping the valve padlocked in the "on" position is a good idea. Hang the key nearby.) Check the pipes and sprinklers to make sure nothing is hanging from them or obstructing them. Don't paint any part of your sprinkler system.



Where do I go from here?

You're ready to ask for home fire sprinklers, but you may have questions. Get more detailed information on HFSC's website HomeFireSprinkler.org and follow HFSC on



#AskForHomeFireSprinklers

Our Board Members



The Home Fire Sprinkler Coalition (HFSC) is a national, nonprofit organization dedicated to educating the public about the dangers of home fires and the lifesaving value of fire sprinkler protection.

